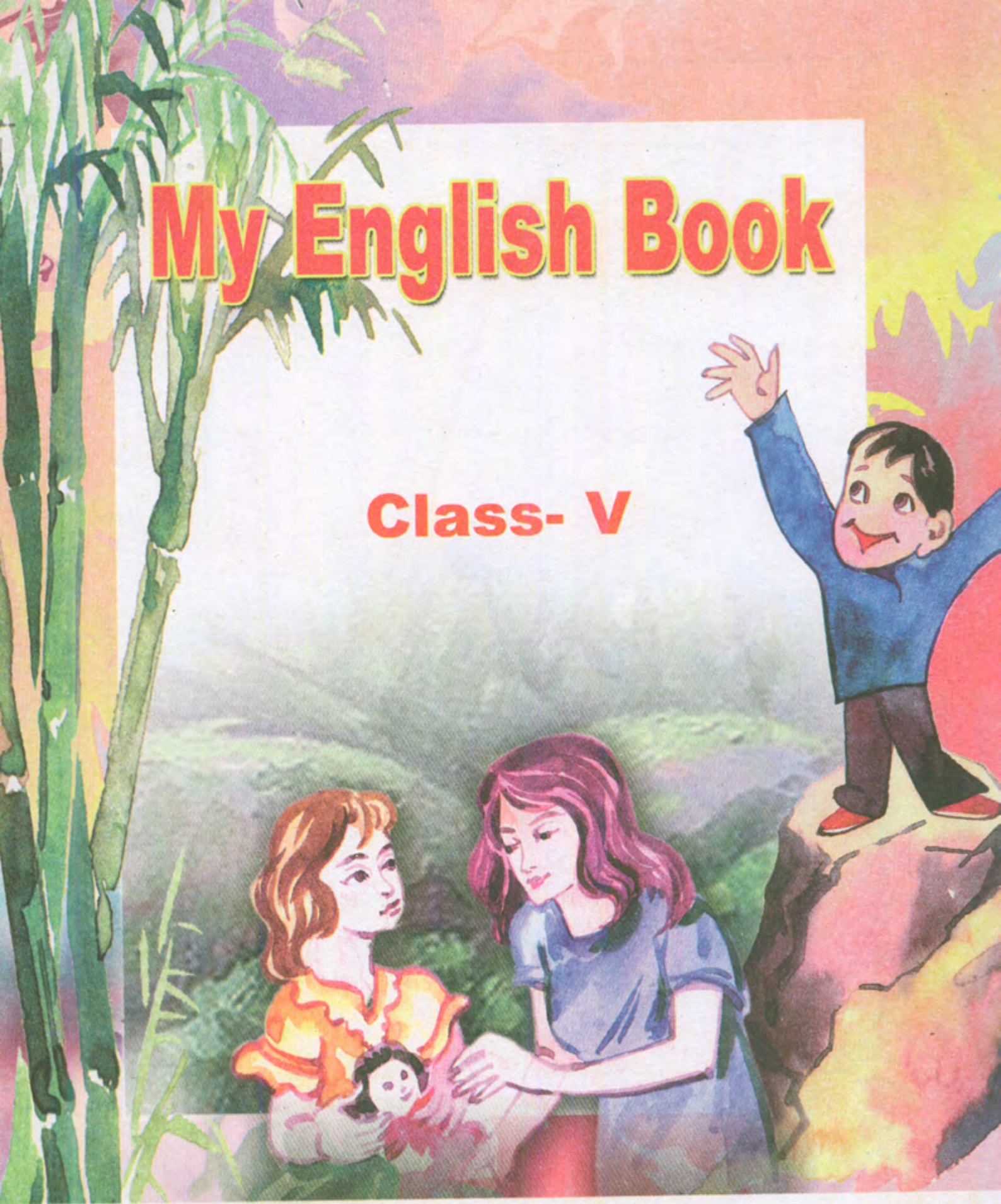


My English Book

Class- V



DEPARTMENT OF SCHOOL AND MASS EDUCATION
GOVT. OF ODISHA

My Name :.....

My Father's Name :.....

My Mother's Name :.....

My School Name :.....

My Class

Teacher's Name :.....

My Village Name :.....

MY ENGLISH BOOK

Class - V



ସର୍ବଶିକ୍ଷା ଅଭିଯାନ



ସଭିଏଁ ପଢ଼ନ୍ତୁ ସଭିଏଁ ବଢ଼ନ୍ତୁ



SCHOOL AND MASS EDUCATION DEPARTMENT,
GOVT. OF ODISHA

MY ENGLISH BOOK

CLASS - V

(Experimental Edition)

Board of Writers

Sri Pramathesh Das
Sri Kartikeswar Behera
Sri Baidyanath Rout
Sri Bauribandhu Mishra
Mrs. Namita Mohapatra

Reviewers & Editors

Prof. Debendra Kumar Ray
Sri Pramathesh Das
Ms. Sanjukta Dash

Co-ordinator

Ms. Preetilata Jena

Publisher :

Government of Odisha
School & Mass Education, Odisha

First Edition : 2011

Prepared by :

Directorate of Teacher Education &
State Council of Educational Research & Training
Odisha, Bhubaneswar

Printing :

Text Book Press, Bhubaneswar

CONTENTS

Lesson

Subject

Page No.

Lesson - 1. The Donkey's Trick



1



Lesson - 2. Plants Can Feel

10

Lesson - 3. Run!



22



Lesson - 4. Bamboo Curry

30

Lesson - 5. Helen Keller



39



Lesson - 6. Hard Work

50

Lesson - 7. The Ungrateful Goldsmith



55

Lesson

Subject

Page No.

Lesson - 8. A Special School



66



Lesson - 9. Sour Grapes

76



Lesson - 10. The Doctor's Remedy

83



Lesson - 11. How Creatures Move.

97

Lesson - 12. Rain



102



Lesson - 13. Good Manners

108

Lesson - 14. I'd Like to Be ...



115



THE DONKEY'S TRICK

A. PRE-READING

ACTIVITY - 1

Ask the pupils to look at the pictures. Allow them to talk about these animals. Ask them to name the pet animals.



ACTIVITY-2

Form groups and ask them to discuss.


- i) How is a donkey useful for us?
- ii) What other animals are useful for us?

[Say to the pupils how a donkey wanted to cheat a merchant and play a clever trick.]

Now read the story aloud and ask the pupils to listen to you with their books closed. Ask them to open their books and follow the text.

B READING - I

Once there lived a merchant in a village. He had a donkey. He earned his living by carrying loads on his donkey's back and selling them in the city market.



One day, the merchant heard that there was a lot of salt at the seashore near a village. "Ah! That's just what I need!" thought the merchant. "If I bring



the salt from the seashore and sell it in the city market, I can make a lot of money.”

So the merchant went to the seashore and collected a sackful of salt. He put the sack onto the back of the donkey and set off to the city market to sell it.

On the way, they had to cross a narrow bridge. As they were crossing the bridge, the donkey slipped and fell into the water.

“Oh! My God!” said the merchant. He tried to make the donkey stand and pull the sack up, but it was of no use. Most of the salt was washed away in the water.

The merchant was very upset. But the donkey had a twinkle in his eyes as the load on his back became much lighter. “What a relief! I must remember and try this trick,” he said to himself. The merchant’s dream of selling the salt and making money failed.

ACTIVITY - 3

Let's read and find facts



Say whether the statements are True or False.

1. The merchant lived in a city.
2. He had a donkey as pet.
3. The donkey put the loads onto the back of the merchant.
4. While crossing the bridge the donkey fell into the water.
5. The donkey was very upset.
6. The donkey was cleverer than the merchant.

ACTIVITY - 4

Let's read and understand

- i) Where did the merchant sell his goods ?
- ii) What happened to the salt when the donkey fell into the water?
- iii) Choose the best possible answer :

The donkey slipped because —

- a) it was injured on the way.
 - b) the bridge was narrow.
 - c) the merchant pushed it into the water.
- iv) The merchant was upset.

Here 'upset' means

- i) excited
- ii) very sad
- iii) irritated



C. READING - II

A few days later, the merchant once again went to the seashore. He put a sackful of salt onto the donkey's back and set off to the city market.



As they were crossing the bridge the donkey remembered the trick. He purposely slipped and fell into the water. This time also most of the salt washed away. The weight on the donkey's back was very light now. He had a relaxed look.

Now the merchant became aware of the donkey's trick. He wanted to teach the donkey a lesson.

Next morning, the merchant loaded the donkey with sacks of sponge and set out to the city market to sell it.

As they were crossing the bridge, the donkey tried his trick again. He purposely slipped and fell into the water. This time, instead of having a lighter weight, his load became very heavy. The donkey stood up with much difficulty. He could hardly move.

“What do you think of the load now? This time you are not carrying salt but sponge,” said the merchant. He also said, “Do not try to be too clever. You may be caught one day.”

ACTIVITY - 5

Say whether the following are True or False.

- a) Second time the merchant put a sackful of sugar onto the donkey's back.
- b) As they were crossing the bridge the donkey remembered the trick.
- c) The donkey knowingly slipped and fell into the water.
- d) Third time the merchant loaded the donkey with a sack full of salt.
- e) This time the weight of the sponge increased.



ACTIVITY – 6

- 1) Why did the merchant go to the seashore?
- 2) What happened to the donkey when it was crossing a narrow bridge?
- 3) When did the donkey have a twinkle in his eyes?
- 4) What was the dream of the merchant?
- 5) Who wanted to teach the donkey a lesson?
- 6) What is the moral of the lesson?

ACTIVITY – 7

Let's read between the lines

Answer the following questions :

- 1) Who is clever, the merchant or the donkey?
- 2) What happens if you put salt into water?
- 3) Fill in the blanks choosing one of the words given in the brackets.
 - i) Sponge _____ in water. (dissolves/floats)
 - ii) When I complete my homework, I feel _____.
(worried/relaxed)
 - iii) My grandfather _____ a lot of profit in his business.
(earned / lost)
 - iv) The donkey purposely slipped and fell into the water.

Here the word '**purposely**' means _____

- a) forcefully b) knowingly c) easily

ACTIVITY - 8

Let's speak (Role play)

Form pairs. Role play the following dialogue.

[Two donkeys meet on the road.]

1st Donkey – You look so happy. What's the reason?

2nd Donkey – My master loaded the sacks of sugar on my back. I slipped into water while crossing the bridge. When I came out of the water, the load was no more heavier. So I am happy.

1st Donkey – You are lucky enough. Look at me. I can't walk with the load.

X X X X X X X X

Two days after they met once again.

1st Donkey – Why do you look unhappy today?

2nd Donkey – Today, I knowingly fell into water to make my load lighter.

1st Donkey – You should have been happy.

2nd Donkey – No, my master is very clever. This time he loaded the sack with sponge. When I slipped into water, the load became so heavier, that I couldn't even stand properly.

1st Donkey – That's how man is clever.



ACTIVITY - 9

Let's enrich the word-store

Form two teams 'A' and 'B'. Look through the list of words given in the box and underline the words in it that have opposite meanings.

light	narrow	time
remember	use	money
clever	relaxed	most
stand	up	seashore
back	sell	difficult

Rules to play the Game :

- **Team A** calls out a word from the list that has an opposite.
- **Team B** writes the opposite of that word on the blackboard.
- If the **team B** is correct, they get five points.

If they are wrong, then **team 'A'** gets five points.

- The **team** that wins five points gets a chance to call out the next word.

Continue like this until all the words with opposites are over.

- Any **team** that gives a word that does not have an opposite, loses five points and its chance.
- After the teams have finished the words from the list they can continue the game with other words that they know.

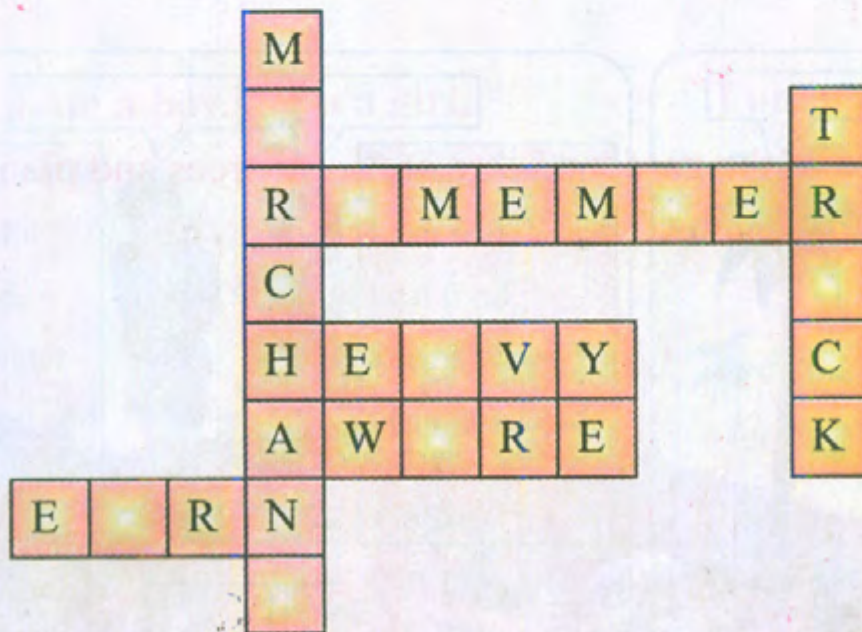
The teacher will help them if they make mistakes.



ACTIVITY-10

Let's write

A. Write the missing letters to complete the crossword puzzle.



B. Complete the following chart as given in the Example below.

Example :-

Easy	Easier	Easiest
Light	Lighter	
Heavy		Heaviest
Clever		

